



Understanding Your ACT Aspire Summative Results

Contact Information and Resources

Contact Information

ACT® Aspire® Customer Care

- **Phone:** 1.888.705.9421 Option 4 (ACT Aspire)
- **Hours available:** Mon-Fri, 7:00 am - 7:00 pm (CST)
- **To email Customer Support, please visit:**

<https://download.pearsonaccessnext.com/ref/WebToCase.html?p=ARIZONA>

Resources

Website	URL
ACT Privacy Policy	act.org/content/act/en/privacy-policy.html
ACT Calculator Policy	act.org/calculator-policy.html
PearsonAccess ^{next}	aspire.pearsonaccessnext.com
TestNav™ Support Site	https://support.assessment.pearson.com/

ACT Privacy Policy

Examinees' scores and other information provided on ACT Aspire answer documents are governed by the *ACT Privacy Policy*.

Fair Testing Practices

ACT endorses the Code of Fair Testing Practices in Education and the Code of Professional Responsibilities in Educational Measurement, which guide the conduct of those involved in educational testing. ACT is committed to ensuring that each of its testing programs upholds the guidelines in each Code. You may locate copies of these codes through the following organizations:

- *Code of Fair Testing Practices in Education: American Psychological Association* (www.apa.org)
- *Code of Professional Responsibilities in Educational Measurement: National Council on Measurement in Education* (www.ncme.org)

Understanding Your ACT Aspire Summative Results in Three Quick Steps

Your ACT® Aspire® student score report contains a lot of information about your skills that can help answer three important questions about you and your future.

1. **Where do I stand right now?**

ACT Aspire shows your strengths and weaknesses in up to five subject areas: English, mathematics, reading, science, and writing. You can also see how you are doing in combined subject areas such as English Language Arts (ELA) and Science, Technology, Engineering and Mathematics (STEM). Your report also shows how you performed in specific skill areas within each subject. Finally, you can see how your scores compare to those of other students who have taken ACT Aspire.

2. **How can I make goals for the future?**

The scores you achieved on the ACT Aspire test(s) can help you decide what to do next. Looking at particular areas of strength and weakness can help you determine where you need help and where you may need to be challenged. This information can help you plan coursework and set goals.

3. **Am I on target for college and a career?**

For most students, reaching their goals includes getting a college education. Preparing for college or workplace training means having access to quality instruction and putting forth your best effort. Your ACT Aspire score report references ACT Readiness Benchmarks, ACT Readiness Ranges, and, if you are in eighth grade or above, a Progress Toward Career Readiness indicator.

This guide will help you understand the information on your ACT Aspire student score report and how it can help you.

What Your Scores Mean

For each of the four subject tests you took (English, reading, science, and mathematics) you will see a three-digit score. Just like your teachers turn your quizzes and test scores into grades, ACT Aspire takes the number of points you got right on each test and translates it into a score on the ACT Aspire scale.

Your score for each subject will fall into one of four levels: *Exceeding*, *Ready*, *Close*, or *In Need of Support*. The level your score falls into indicates how you did in meeting certain standards. Students with scores in the Exceeding or Ready levels are also classified as meeting the ACT Readiness Benchmarks. Your score for the combined scores (ELA and STEM) will fall into one of the two levels: *Meets Benchmark* and *Below Benchmark*. Table 1 shows the ACT Readiness Benchmarks for all grades and subjects. Students who score at or above these benchmarks are on target for college readiness when they take the ACT® test in eleventh grade.

Table 1. ACT Readiness Benchmarks

Tested Grade	English	Reading	Mathematics	Science	ELA	STEM
3	413	415	413	418	419	420
4	417	417	416	420	422	422
5	419	420	418	422	424	425
6	420	421	420	423	426	428
7	421	423	422	425	426	430
8	422	424	425	427	427	433
9	426	425	428	430	428	435
10	428	428	432	432	430	437

More specific information about how you performed in each subject is also available in the form of **skill scores**. Several skills (also called reporting categories) are measured for each subject. The score report includes the percent and number of points earned out of the total number of points possible in each skill. Student performance in each skill is also compared to an ACT Readiness Range, which indicates whether you appear to be on target or may need help.

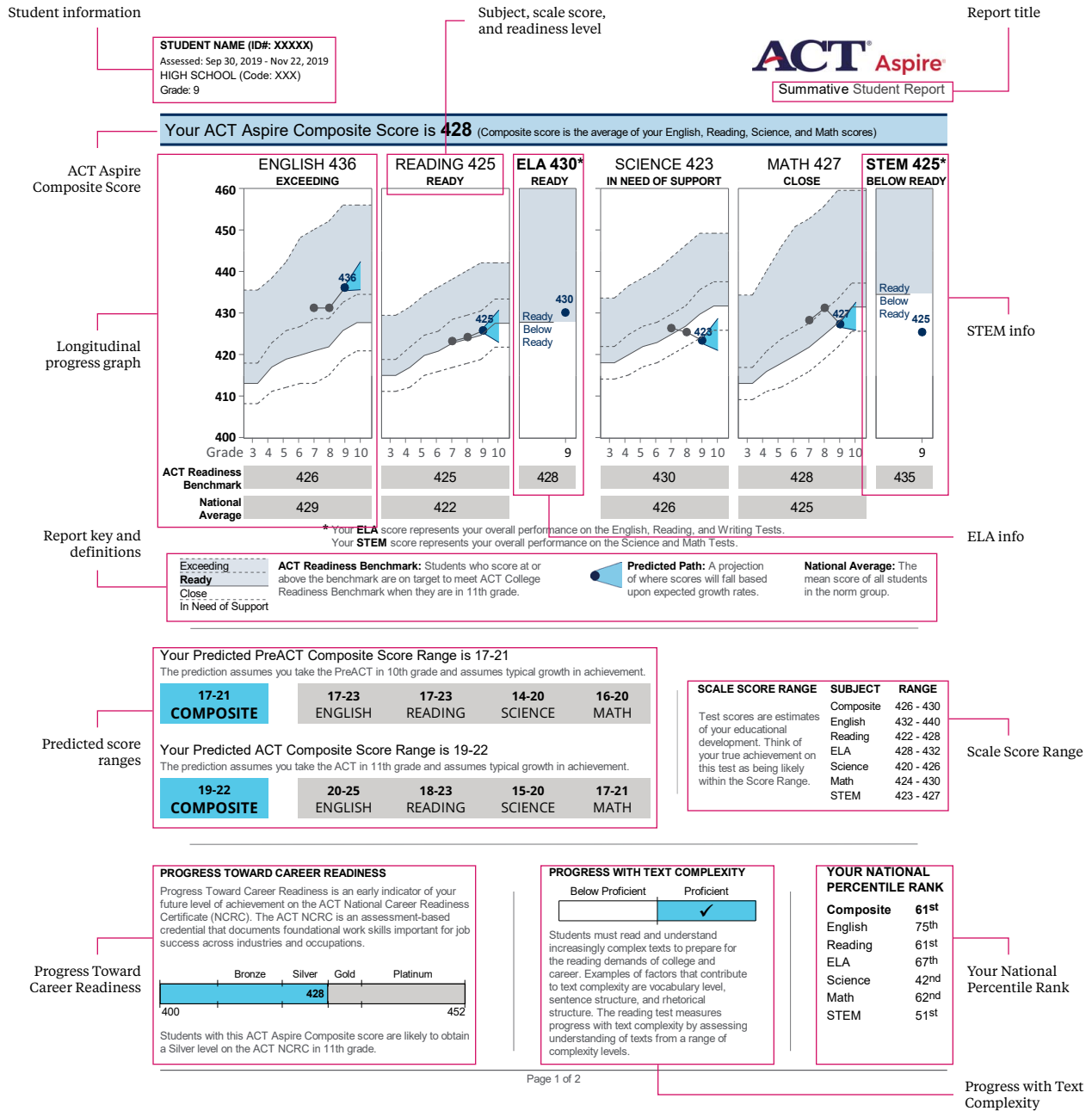


Figure 1. ACT Aspire Individual Student Report, page 1

Figure 1 shows individual student score information.

The information in the report depends on which subject tests you took and the grade level at which you tested. The following scores are available for all grade levels:

- The **ACT Aspire Composite Score** is the simple average of the English, reading, science, and mathematics test scores (rounded to the nearest whole number) if you took all of those tests at the same grade level. Your ACT Aspire Composite Score summarizes how well you did across the four subjects.
- **ELA Score**, which averages your English, reading, and writing test scores
- **STEM Score**, which averages your science and mathematics test scores
- **Progress with Text Complexity Indicator**, which identifies whether you are making sufficient progress toward reading the complex texts you may encounter as you further your education
- **Scale Score Range**, which shows the scores you would likely obtain if you took the test again without additional coursework
- **Your National Percentile Rank**, which is the percentage of students in the nation who received a score that is the same or lower than yours for each subject test you took (see more about National Percentile Rank below)

Additional scores are available for students who took the English, reading, science, and mathematics tests at grade 6 or higher.

- The **Progress Toward Career Readiness Indicator** (grades 8-10) uses your ACT Aspire Composite Score to predict a future ACT National Career Readiness Certificate™ (ACT® NCRC®) achievement level.
- Predicted 10th grade PreACT English, reading, science, and mathematics score ranges (grades 6-9). If you took all these ACT Aspire subject tests, you will also receive a **Predicted PreACT Composite Score Range**.
- Predicted 11th grade ACT English, reading, science, and mathematics score ranges (grades 6-10). If you took all these ACT Aspire subject tests, you will also receive a **Predicted ACT Composite Score Range**.

Most students take the ACT test in 11th or 12th grade. ACT test scores and high school grades are often used by colleges to help determine which students are admitted, and to select students for scholarships. ACT Aspire subject tests offer a bridge to the PreACT and ACT tests. ACT Aspire covers the same subjects as the ACT test, and performance on ACT Aspire is a strong predictor of performance on the ACT test. You can use the predicted ACT scores to see if you are on target to achieve the ACT scores that may be needed to qualify for the colleges, training programs, and scholarships in which you might be interested.

Keep in mind that the predicted ACT score ranges are only estimates, not guarantees. Having good school attendance, completing your school work, and taking challenging courses can lead to higher ACT scores.

How Your Scores Compare

The student score report shows your scale score for each subject (above the graph) and the national average score (below the graph). These show how you scored on different subjects compared with students across the country.

Your score for each subject is also associated with a national percentile rank that shows how your score compares among students across the nation. In Figure 2, the score report shows “61st” as the percentile rank for the sample student’s reading score. This means that the sample student scored as high as or higher than 61% of students in the national comparison group.

YOUR NATIONAL PERCENTILE RANK	
Composite	61st
English	75 th
Reading	61 st
ELA	67 th
Science	42 nd
Math	62 nd
STEM	51 st

Figure 2. National Percentile Rank

Your Plans for High School and Beyond

Compare Your Scores to ACT Readiness Benchmarks

Your ACT Aspire results can be compared to ACT Readiness Benchmarks for grades 3–10 to give you an early indication of whether you are on target to be ready for college-level coursework or for participation in workplace training.

In your score report, the plots of your scores show whether you scored above, at, or below benchmark scores (see Figure 3). In the example, the sample ninth grade student scored 436 on the English test, which is above the ACT Readiness Benchmark of 426, and earned an Exceeding readiness level. Students that score at or above the ACT Readiness Benchmark on the ACT Aspire English, reading, science, and mathematics tests are on target to do well in these subjects in college, assuming they will experience typical growth moving forward.

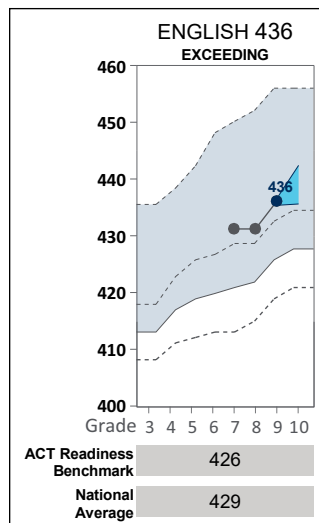


Figure 3. Longitudinal graph from the Individual Student Report

Your Readiness Action Plan

Look at how your scores for each subject compare to the ACT Readiness Benchmark scores on your score report. Then compare your skill scores in each subject to the ACT Readiness Ranges listed on page 2 of the Student Report (Figure 4, page 8).

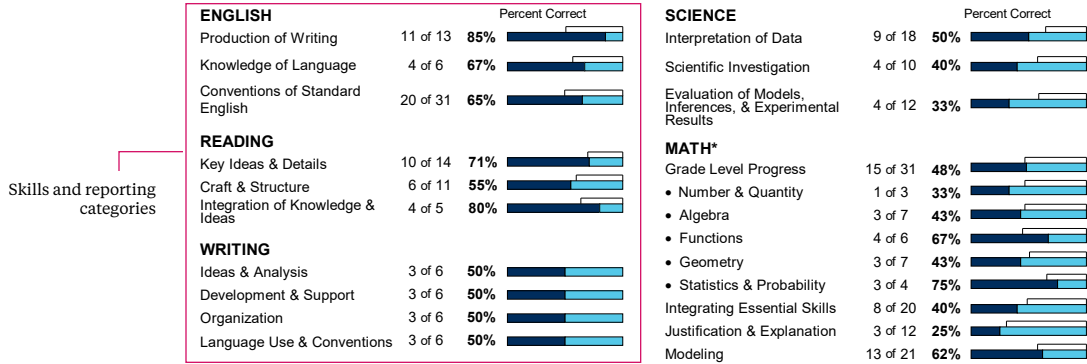
Are your subject scores at or above the ACT Readiness Benchmarks or your skill scores within the ACT Readiness Ranges? If so, you are doing well, but keep working hard. There is still a lot to learn. Not sure where to start? See “Improvement Ideas” on page 2 of the Student Report.

Are your subject scores below the ACT Readiness Benchmarks or your skills scores below the ACT Readiness Ranges? If so, you can review the suggestions for improving your skills listed on page 2 of your report, especially for your lowest-scoring skills. You can also ask your teachers about things you can do to improve in these areas.

You can also discuss improvement ideas with your school counselor, and other adults in your life, so that you can work together to meet your educational goals. It’s important to start taking action now.

Your Detailed ACT Aspire Results

The scores below represent your performance on reporting categories measured by the test. Reporting category designations are provided to help you to start to focus on strengths and weaknesses. Categories with only a few items may be less representative of your overall achievement in that category.



Improvement Ideas

ENGLISH

Production of Writing: Practice writing for a variety of purposes. Continue working on developing topics effectively, organizing ideas in logical, cohesive ways, and expressing ideas in a stylistically consistent manner.

Knowledge of Language: In your writing, experiment with how word choices affect meaning and how language functions differently in different contexts.

Conventions of Standard English: Challenge yourself to write complex sentences, avoiding all errors in sentence construction and using parts of speech and punctuation correctly.

READING

Key Ideas & Details: Read increasingly complex texts from a variety of genres. Work on making and supporting reasonable inferences and on identifying and inferring main ideas, themes, sequences, and relationships.

Craft & Structure: As you read, consider the purpose of texts and parts of texts. Also analyze how texts are organized, how authors use point of view, and how authors use words and phrases.

Integration of Knowledge & Ideas: Read complex texts from a variety of genres. Analyze how authors present arguments, focusing on strengths and weaknesses. Also, look for connections between and among related texts.

WRITING SCORE POINT DESCRIPTORS

Use the following rubric descriptions of your writing scores to identify your strengths and areas for improvement.

Ideas & Analysis: The response is somewhat appropriate to the task, with an analysis that is oversimplified or imprecise. Implications or complications are only somewhat clear or relevant. Specific details and generalized ideas are somewhat connected.

Development & Support: Explanations of ideas are limited, but include some use of supporting reasons and/or relevant examples.

Organization: The response exhibits some evidence of organizational structure. Some ideas are logically grouped. Transitions between and within paragraphs sometimes clarify the relationships among ideas.

Language Use & Conventions: The response demonstrates some developing ability to convey meaning. Word choice is general and occasionally imprecise. Sentence structures show little variety and are sometimes unclear. Voice and tone are somewhat appropriate for the analytical purpose but are inconsistently maintained. Distracting errors in grammar, usage, and mechanics are present, and they sometimes impede understanding.

SCIENCE

Interpretation of Data: Generate and interpret a greater number and variety of data presentations (scientific tables, line graphs, diagrams). Use trends to extend data in data presentations (interpolation, extrapolation).

Scientific Investigation: Generate questions that can be investigated and then design and perform controlled experiments to validly test the questions. Examine complex scientific experiments involving multiple variables.

Evaluation of Models, Inferences, & Experimental Results: Compare and evaluate the results of scientific experiments and compare and evaluate competing scientific explanations. Examine ways to improve on scientific experiments and explanations.

MATH

Grade Level Progress: Try completing the "challenge" questions in your textbook for your current math work.

- **Number & Quantity:** Work on applying properties of exponents and rewriting radical expressions in terms of rational exponents. Do the properties of exponents make sense to you? If you make sense of them, they will be easier to use.
- **Algebra:** Work on performing operations on polynomials, solving linear equations and inequalities, and solving quadratic equations. Do algebraic expressions have meaning for you? Interpret expressions as they apply to the real world.
- **Functions:** Practice working with piecewise-defined functions; describe what the graph means in terms of a real-world situation.
- **Geometry:** Work on explaining geometric reasoning related to lines and angles. Derive the formula for the volume of a pyramid.
- **Statistics & Probability:** What could you do if you gave a survey but some people didn't answer the question? Would it matter?

Integrating Essential Skills: Continue to strengthen your skills by applying and integrating the mathematics you learned in previous grades.

Justification & Explanation: Understand mathematical derivations and justification in your textbooks. Know the concepts behind math terms and why procedures work.

Modeling: Find some real-world situations and create models to describe and predict information.

Figure 4. ACT Aspire Individual Student Report, page 2

One-Page Student Report

In addition to the two-page, full-color student report described above, a single-page, black and white report is generated for each student. This report is designed to provide a basic overview of score data in an easily-printable format. It includes the subject test scores, composite score, ACT Readiness Levels, Score Ranges, National Percentile Ranks, Predicted PreACT Scores (for grades 6-9), and Predicted ACT Scores (for grades 6-10). It also includes Supplemental Scores, including ELA and STEM scores subject test scores, Progress with Text Complexity, and a Progress Toward Career Readiness indicator (for grades 8-10). Figure 5 below shows an example of a 9th grade report.

ACT [®] Aspire [™]		STUDENT		Student Report	
Assessed Sep 30, 2019 - Nov 22, 2019		Grade: 9		Summative	
		HIGH SCHOOL, School ID: XXXX			
		Student ID: XXXXXXX			
MAIN SCORES					
Subject	ACT Readiness Level	Score Score Range	Your National Percentile Rank	Predicted PreACT Score	Predicted ACT Score
English	Exceeding	436 432 - 440	75th	17 - 23	20 - 25
Reading	Ready	425 422 - 428	61st	17 - 23	18 - 23
Writing	Scoreable				
Science	In Need of Support	423 420 - 426	42nd	14 - 20	15 - 20
Math	Close	427 424 - 430	62nd	16 - 20	17 - 21
Composite		428 426 - 430	61st	17 - 21	19 - 22
SUPPLEMENTAL SCORES					
	Readiness	Score Score Range			
ELA	Ready	430 428 - 432			
STEM	Below Ready	425 423 - 427			
Progress with Text Complexity	Sufficient Progress: Yes				
Progress Toward Career Readiness	You are likely to obtain a Silver level on the ACT NCRC in the 11th grade.				
<small>ACT Readiness Level: Based on the test score and performance level cut scores, your performance can be classified into one of these levels: Exceeding, Ready, Close, In Need of Support.</small>			<small>National Percentile Rank: The percentage of other grade 9 students in the nation who received a score that is the same as or lower than yours.</small>		
<small>Score Range: Test scores are estimates of your educational development. Think of your true achievement on this test as being likely within the Score Range.</small>			<small>Understand subject skill expectations for each ACT Readiness Level by reviewing the Performance Level Descriptors: www.act.org/aspire</small>		
<small>©2019 by ACT, Inc. All rights reserved.</small>					

Figure 5. One-page Student Report

ACT[®]